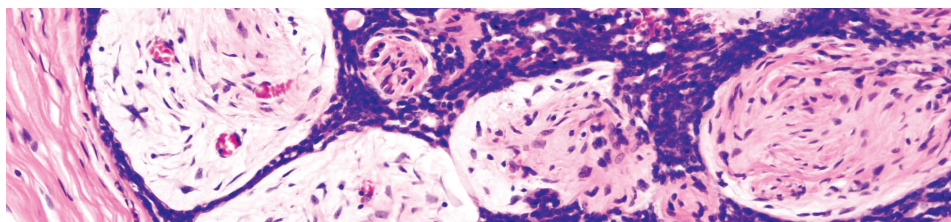


HTG EdgeSeq miRNA Whole Transcriptome Assay



Product Overview

The HTG EdgeSeq miRNA Whole Transcriptome Assay (WTA) is a next-generation sequencing (NGS)-based application that measures the expression of 2,083 human microRNAs (miRNAs). The assay is powered by HTG's quantitative nuclease protection assay and leverages the high sensitivity and dynamic range of NGS. The HTG EdgeSeq instrument automates the nuclease protection chemistry, significantly reducing the number of hands-on steps. The extraction-free, lysis-only chemistry significantly reduces sample input requirements compared to other methods and allows miRNA expression profiling from plasma / serum, FFPE tissue, cells, PAXgene, and extracted RNA.

Features and Benefits

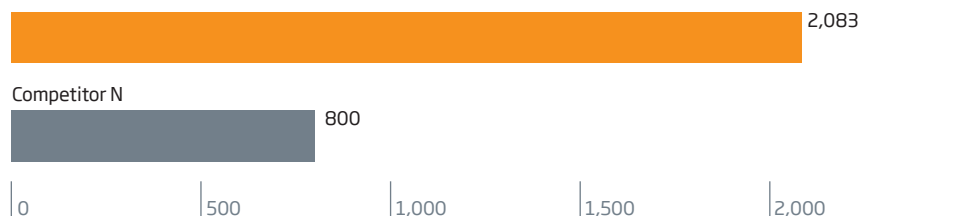
- Simultaneous, quantitative detection:
of 2,083 human miRNA transcripts
- Profile circulating miRNA:
obtain full miRNA profiles from 15 µl of plasma or serum
- Extraction-free chemistry:
reduce extraction-associated data bias and sample loss
- Gain insights faster with minimal hands-on manipulation:
results are available in as little as 36 hours
- Simplified data analysis:
raw numerical data output provided in Excel format

Performance

Generate Comprehensive miRNA Profiles With A Single Assay

With 2,083 targeted miRNAs, the HTG EdgeSeq miRNA WTA provides more complete coverage than competitive platforms by covering 81% of all mature transcripts identified and 88% of the high confidence miRNA transcripts identified.

HTG EdgeSeq miRNA WTA Targets




Ordering Information

	Catalog Number	Product Name
Illumina	916-001-208	HTG EdgeSeq miRNA WTA (2x8)
	916-001-008	HTG EdgeSeq miRNA WTA (4x8)
	916-001-224	HTG EdgeSeq miRNA WTA (1x24)
	916-001-024	HTG EdgeSeq miRNA WTA (4x24)
	916-001-096	HTG EdgeSeq miRNA WTA (1x96)
Ion Torrent	916-001-308	HTG EdgeSeq miRNA WTA (2x8)
	916-001-108	HTG EdgeSeq miRNA WTA (4x8)
	916-001-324	HTG EdgeSeq miRNA WTA (1x24)
	916-001-124	HTG EdgeSeq miRNA WTA (4x24)

Sample Requirements

FFPE Tissue	5 µm tissue section
Cells	≥3,000 cells
Plasma/Serum	≥15 µL
PAXgene	500 µL
Extracted RNA From Frozen	10 - 35 ng

- Detect 2,083 human miRNA transcripts
- Profile circulating miRNA from plasma/serum
- Reduce extraction-associated data bias
- Gain insights faster with minimal hands-on time



Partner with HTG

HTG EdgeSeq System

HTG offers automated workflow solutions for molecular profiling that can be deployed in your laboratory to help address the unique needs and challenges through every step of your project.

VERI/O Laboratory Services

VERI/O Laboratory Services support biomarker research and companion diagnostic development using HTG's extraction-free technology and growing portfolio of profiling assays. Results are provided for retrospective samples and are not for use in diagnostic procedures.

HTG Preferred Service Providers

HTG has partnered with several preferred service provider laboratories that offer profiling services using HTG EdgeSeq systems and assays.

Learn More

The HTG EdgeSeq system has a number of key advantages, including multiplexing from tens to thousands of biomarkers in a single sample; very low sample input requirements; simple, extraction-free sample preparation; automated workflow; and simplified data output.

The HTG EdgeSeq system is a powerful solution providing gene expression profiling results for researchers, laboratory staff, and biomarker leads pursuing discovery, translational medicine, and other oncology applications.

For more information contact HTG Molecular Diagnostics at 1-877-289-2615, info@htgmolecular.com, or contact your local HTG Molecular Diagnostics representative. Visit www.htgmolecular.com.



HTG Molecular Diagnostics, Inc.
3430 E. Global Loop, Tucson, AZ 85706, USA
Call 1-877-289-2615 Fax 1-520-547-2837
info@htgmolecular.com or feedback@htgmolecular.com

Service and Support 1-877-507-3259
Orders orders@htgmolecular.com

For Research Use Only. Not for use in diagnostic procedures.

In the U.S. and other applicable jurisdictions, HTG EdgeSeq and VERI/O are trademarks of HTG Molecular Diagnostics, Inc. Any other trademarks or trade names used herein are the intellectual property of their respective owners.

Rev 8: 5-MAY-2017